YAZAKI

Price List

YAZAKI

ข้อมูลบริษัท

บริษัท สายไฟฟ้าไทย-ยาซากิ จำกัด หรือ TYE นับจากก่อตั้งบริษัทขึ้นเมื่อปีพุทธศักราช 2505 บริษัท ก็ค่อย ๆ เติบโต ก้าวขึ้นเป็นผู้นำด้านการผลิต และจำหน่ายสายไฟฟ้า และสายเคเบิ้ลที่เป็นตัวนำทองแดง และอลูมิเนียม ที่ไม่หยุดสร้างสรรค์เทคโนโลยีใหม่ ๆ สู่สังคม และยังมีส่วนแบ่งการตลาดเป็นอันดับต้นๆ ในประเทศ เรามีฐานการผลิตที่จังหวัดสมุทรปราการ

ซึ่งมี 3 สาขา คือ สาขาพระประแดง หรือ TYE-P , สาขาวัดแค หรือ TYE-W และสาขาสุวรรณภูมิ หรือ TYE-S โดยดำเนินธุรกิจมานานกว่า 50 ปี ตั้งอยู่ในทำเลที่เป็นศูนย์กลางอุตสาหกรรมการผลิตของประเทศ

หน้าที่ของเราคือการเป็นผู้ผลิตสายไฟฟ้าที่มีคุณภาพ ที่จะเข้าไปเป็นส่วนหนึ่งของการดำรงชีวิตของผู้คนมากมาย รวมทั้งการเพิ่มมาตรฐานคุณภาพด้วยการตรวจสอบอย่างเคร่งครัด และ พัฒนาต่อยอดเพื่อให้ผลิตภัณฑ์เหล่านี้ ตอบความต้องการสูงสุดของลูกค้าได้

ผลิตภัณฑ์ของเรา

- **Building Wire and Cable**
- **Low voltage Power Cable**
- **Medium and High Voltage Power Cable**
- **Control Cable and Instrument Cable**
- **Bare Conductors**
- **Special cable**
  - *-Low Smoke & Halogen Free cable*
  - *-Fire Resistant Cable*
  - *-Flame Retardant Cable*
  - *-Vermin Proof Cable*
  - *-Armoured Cable*



ผลิตภัณฑ์คุณภาพ

บริษัทฯได้ผลิตสายไฟฟ้าที่มีคุณภาพสูงโดยใช้วัตถุดิบที่มีคุณภาพ เพื่อให้เกิดผลิตภัณฑ์ที่มีคุณภาพสูง และจ่ายกระแสไฟฟ้าได้อย่างเต็มประสิทธิภาพ โดยเฉพาะวัตถุดิบหลักของสายไฟฟ้าคือตัวนำไฟฟ้า (Conductor)ซึ่งทางบริษัทฯ ได้ใช้ทองแดงที่มีความบริสุทธิ์ 99.99% ซึ่งเป็นทองแดงใหม่มาใช้ผสมผสานกับเทคโนโลยีการผลิตที่ทันสมัยทำให้ได้ตัวนำที่มีคุณภาพโดยผลที่ได้คือ มีความนำไฟฟ้าเป็นไปตามมาตรฐาน และไม่ทำให้เกิดความต้านทานสูง วัตถุดิบ PVC ทางบริษัทฯ ใช้ PVC ใหม่และปราศจากการเจือปน ทำให้ฉนวนที่ได้นั้นมีคุณภาพ และทำให้สายไฟฟ้าสามารถจ่ายกระแสไฟฟ้าได้เต็มพิกัดตามมาตรฐาน และกระบวนการผลิตภายในบริษัทนั้นก็ได้มีการตรวจสอบในทุกขั้นตอน เพื่อควบคุมให้เป็นไปตามคุณภาพของบริษัทฯ นอกจากการผลิตที่มีคุณภาพแล้วนั้น การทดสอบนับขั้นตอนที่มีความสำคัญ เพราะเป็นเครื่องชี้วัดคุณภาพของสายไฟฟ้า ทางบริษัทฯ ได้มีเครื่องมือทดสอบที่ได้มาตรฐาน และการรับรองตามมาตรฐานสากล ทำให้เป็นการการันตีได้ว่าสายไฟฟ้า ที่ทางบริษัทได้ผลิตส่งออกไปยังลูกค้านั้น ได้คุณภาพแน่นอน

CERTIFICATES

Thai Industrial Standard Institute

TIS 11-2553
TIS 11 part 101-2559
TIS 85-2548
TIS 293-2541
TIS 2202-2547

TIS 64-2517
TIS 118-2522
TIS 2143-2546
TIS 386-2531
TIS 2341-2555
TIS 838-2531

MASCI

ISO 9001
OHSAS 18001
TIS 18001

BUREAU VERITAS

ISO 14001

TUV

Flame Retardant with Low Smoke and Zero Halogen Cable
Fire Resistant,Flame Retardant with Low Smoke and Zero Halogen Cable

YAZAKI

สารบัญ

	หน้า
BUILDING WIRES AND CABLES	
60227 IEC 01 THW	2
60227 IEC 02 THW(f) OR 60227 IEC 02 THW(f) TWIST	3
60227 IEC 05 IV	4
60227 IEC 06 IV	5
THWA	6
60227 IEC 10	7
60227 IEC 53	8
VAF	9
VAF-G	10
YK NYY OR NYY	11
NYY-G	12
VCT	13
VCT-G	14
LOW VOLTAGE POWER CABLES	
YK FD-0.6/1KV-CV OR FD-0.6/1KV-CV	16
CONTROL CABLE	
CVV	18
CVV-S	19
MEDIUM VOLTAGE POWER CABLES	
1.8/3(3.6)KV-CV	22
3.6/6(7.2)KV-CV	23
6/10(12)KV-CV	24
8.7/15(17.5)KV-CV	25
12/20(24)KV-CV	26
18/30(36)KV-CV	27

หน้า

HIGH-VOLTAGE POWER CABLES

69KV-CE 30

115KV-CE 31

FIRE RESISTANCE AND FLAME RETARDANT LOW SMOKE HALOGEN FREE CABLES

0.6/1 KV-FRLH-IE 34

FDLH-0.6/1KV-CE 35

FDLH-0.6/1KV-CE-AWA 36

FDLH-0.6/1KV-CE-SWA 37

FS/LH-0.6/1KV-XLPE(C) 38

FS/FDLH-0.6/1KV-CE 39

FS/FDLH-0.6/1KV-CE-SWA 40

FDLH-0.6/1KV-CCE 41

FDLH-0.6/1KV-CCE-S 42

FS/FDLH-0.6/1KV-CE-AWA 43

FS/FDLH-0.6/1KV-CCE 44

FS/FDLH-0.6/1KV-CCE-S 45

FS/FDLH-0.6/1KV-CCE-SLA 46

BUILDING WIRES AND CABLES

60227 IEC 01 THW

450/750 V SOLID AND STRANDED CONDUCTOR PVC INSULATED, SINGLE CORE

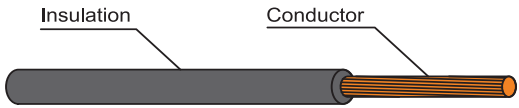

CABLE STRUCTURE

Conductor : Solid and stranded SIZE 1.5 mm² up to 400 mm²

Insulation : Polyvinyl chloride (PVC/C)

Core identification : Single core : any color

TECHNICAL DATA

Classification : Maximum conductor temperature 70 °C
Circuit voltage not exceeding 450/750 volts

Rated voltage : 450 Volts between Lie to Earth
: 750 Volts between Line to Line

Testing voltage : 2,500 Volts

Reference standard : TIS 11 Part 3-2553, Table1

APPLICATION

- ใช้งานทั่วไป
- เดินในช่องเดินสายและต้องป้องกันน้ำเข้าช่องเดินสาย
- ห้ามร้อยท่อฝังดินหรือฝังดินโดยตรง

Building wiring for installation on insulator or in raceway dry location

Size(mm²)	Baht/m. (บาท/เมตร)
1.5	11.48
2.5	17.50
4	27.60
6	42.00
10	69.02
16	109.70
25	172.60
35	250.50
50	330.00
70	470.00
95	649.50
120	821.74
150	1,017.10
185	1,272.00
240	1,679.14
300	2,084.50
400	2,665.54

60227 IEC 02 THW(f) OR 60227 IEC 02 THW(f) TWIST

450/750 V FLEXIBLE CONDUCTOR PVC INSULATED, SINGLE CORE

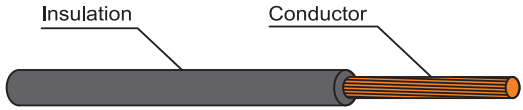

CABLE STRUCTURE

Conductor : Flexible annealed copper wire
: Size 1.5 mm² up to 240 mm²

Insulation : Polyvinyl chloride (PVC/C)

Core identification : Single-core : any color

TECHNICAL DATA

Classification : Maximum conductor temperature 70 °C
: Circuit voltage not exceeding 450/750 Volts

Rated voltage : 450 Volts between Line to Earth
: 750 Volts between Line to Line

Testing voltage : 2,500 Volts

Reference standard : TIS Part 3-2553, Table 3

APPLICATION

- ใช้งานทั่วไป
- เดินในช่องเดินสายและต้องป้องกันน้ำเข้าช่องเดินสาย
- ห้ามร้อยท่อฝังดินหรือฝังดินโดยตรง

Building wiring for installation on insulation or in raceway dry location

Size(mm²)	Baht/m. (บาท/เมตร)
1.5	13.30
2.5	20.16
4	30.21
6	52.22
10	83.66
16	119.97
25	181.87

Size(mm²)	Baht/m. (บาท/เมตร)
	2-Cores
1.5	27.44
2.5	42.42
4	75.00

60227 IEC 05 IV

300/500 V 70°C SOLID CONDUCTOR PVC INSULATED, SINGLE CORE

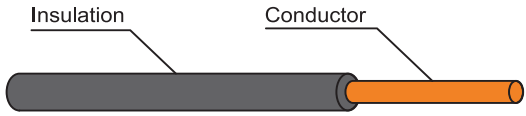

CABLE STRUCTURE

Conductor : Solid annealed copper wire
: Size 0.5 mm² up to 1 mm²

Insulation : Polyvinyl chloride(PVC/C)

Core identification : Single-core : Any color

TECHNICAL DATA

Classification : Maximum conductor temperature 70 °C
: Circuit voltage not exceeding 300/500 Volts

Rated voltage : 300 Volts between Line to Earth
: 500 Volts between Line to Line

Testing voltage : 2,000 Volts

Reference standard : TIS Part 3-2553, Table 3

APPLICATION

- ใช้งานทั่วไป
- เดินในช่องเดินสายและต้องป้องกันน้ำเข้าช่องเดินสาย
- ห้ามร้อยท่อฝังดินหรือฝังดินโดยตรง

Building wiring for installation on insulation or in raceway dry location

Size(mm²)	Baht/m. (บาท/เมตร)
0.5	ติดต่อฝ่ายขาย
1	8.12

60227 IEC 06 IV

300/500 V 70°C FLEXIBLE CONDUCTOR PVC INSULATED, SINGLE CORE

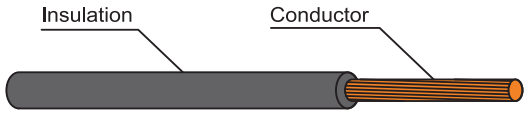

CABLE STRUCTURE

Conductor : Solid annealed copper wire
: Size 0.5 mm² up to 1 mm²

Insulation : Polyvinyl chloride(PVC/C)

Core identification : Single-core : Any color

TECHNICAL DATA

Classification : Maximum conductor temperature 70 °C
: Circuit voltage not exceeding 300/500 Volts

Rated voltage : 300 Volts between Line to Earth
: 500 Volts between Line to Line

Testing voltage : 2,000 Volts

Reference standard : TIS Part 3-2553, Table 3

APPLICATION

- ใช้งานทั่วไป
- เดินในช่องเดินสายและต้องป้องกันน้ำเข้าช่องเดินสาย
- ห้ามร้อยท่อฝังดินหรือฝังดินโดยตรง

Building wiring for installation on insulation or in raceway dry location

Size(mm²)	Baht/m. (บาท/เมตร)
0.5	6.86
0.75	8.40
1	10.22

THWA

750 V 70°C ALUMINIUM CONDUCTOR PVC INSULATED, SINGLE CORE

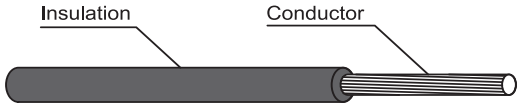

CABLE STRUCTURE

Conductor : Solid and stranded hard draw aluminium wires
: Sizes 10 mm² up to 500 mm²

Insulation : Black Polyvinyl chloride (PVC)

TECHNICAL DATA

Classification : Maximum conductor temperature 70 °C
Circuit voltage not exceeding 750 volts

Testing voltage : 2,500 Volts

Reference standard : TIS 293-2541, Table1

APPLICATION

- ใช้เป็นสายจำหน่ายระบบไฟฟ้าแรงต่ำ

For low voltage overhead distribution line

Size(mm²)	Baht/m. (บาท/เมตร)
10	ติดต่อฝ่ายขาย
16	
25	
35	
50	
70	
95	
120	
150	
185	
240	
300	
400	
500	

60227 IEC 10

300/500 V 70°C SOLID AND STRANDED CONDUCTOR PVC INSULATED AND DOUBLE SHEATHED

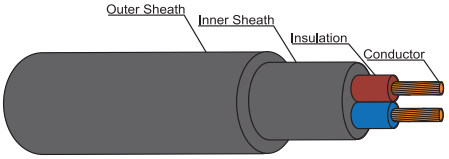

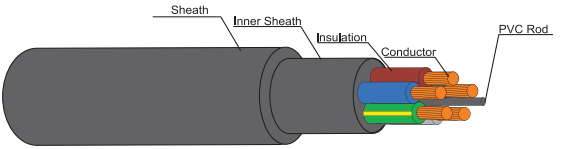

CABLE STRUCTURE

Conductor : Solid and stranded annealed copper wire
: Multi-core : Size 1.5 mm² up to 35 mm²

Insulation : Polyvinyl chloride(PVC/C)

Core identification :
2-cores : Blue, Brown
3-cores : Brown, Black, Grey
or Blue,Brown, Green/Yellow
4-cores : Blue, Brown, Black, Grey
or Brown, Black, Grey and Green/Yellow
5-cores : Blue, Brown, Black, Grey and black
or Blue, Brown, Black, Grey and Green/Yellow

Inner sheath : Black Polyvinyl chloride(PVC/C)

Sheath : Black Polyvinyl chloride(PVC/ST4)

TECHNICAL DATA

Classification : Maximum conductor temperature 70 °C
: circuit voltage not exceeding 300/500 volts

Rated voltage : 300 Volts between Line to Earth
: 500 Volts between Line to Line

Testing voltage : 2,000 Volts

Reference standard : TIS 11 Part 4-2553, Table 1

APPLICATION

- ใช้งานทั่วไป
- เดินในช่องเดินสายและต้องป้องกันน้ำเข้าช่องเดินสาย
- วางบนรางเคเบิล
- ห้ามร้อยท่อหรือฝังดินโดยตรง

For installation exposed, or in raceway, wet or dry location

Size (mm²)	Baht/m. (บาท/เมตร)		
	2-Cores	3-Cores	4-Cores
1.5	67.34	76.86	88.62
2.5	80.64	94.36	110.32
4	114.10	135.73	163.24
6	158.06	196.00	238.70
10	223.72	287.00	364.28
16	316.68	421.40	549.22
25	465.64	644.14	826.56
35	617.54	871.22	1,202.60

Size (mm²)	Baht/m. (บาท/เมตร)		
	2-Cores	3-Cores	4-Cores
1.5/1.5	76.86	88.62	125.02
2.5/2.5	94.36	110.32	173.17
4/4	135.73	163.24	255.92
6/6	196.00	238.70	374.08
10/10	287.00	364.28	570.50
16/16	421.40	549.22	851.20

60227 IEC 53

300/500 V 70°C FLEXIBLE CONDUCTOR PVC INSULATED AND SHEATHED, ROUND TYPE

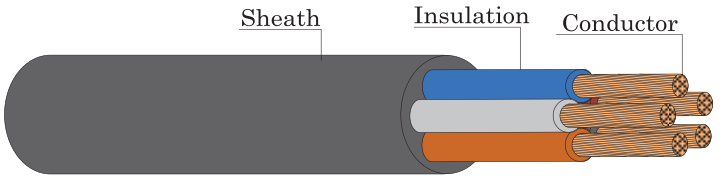

CABLE STRUCTURE

Conductor : Flexible annealed copper wire
: Size 0.75 mm² up to 2.5 mm²

Insulation : Polyvinyl chloride(PVC/D)

Core identification :
2-cores : Blue, Brown
3-cores : Brown, Black, Grey
4-cores : Blue, Brown, Black, Grey
or Brown, Black, Grey and Green/Yellow
5-cores : Blue, Brown, Black, Grey and black
or Blue, Brown, Black, Grey and Green/Yellow

Sheath : Black Polyvinyl chloride(PVC/ST5)

TECHNICAL DATA

Classification : Maximum conductor temperature 70 °C

Rated voltage : 300 Volts between Line to Earth
: 500 Volts between Line to Line

Testing voltage : 2,000 Volts

Reference standard : TIS 11 Part 5-2553, Table 9

APPLICATION

- ใช้ต่อเข้าเครื่องใช้ไฟฟ้าชนิดหยิบยกได้
- ใช้ต่อเข้าดวงโคม

For home appliances, electrical and illumination.

Size (mm²)	Baht/m. (บาท/เมตร)		
	2-Cores	3-Cores	4-Cores
0.75	31.22	39.06	51.94
1	36.54	49.56	61.74
1.5	48.44	61.46	79.52
2.5	77.98	111.16	124.18

Size (mm²)	Baht/m. (บาท/เมตร)		
	2-Cores	3-Cores	4-Cores
0.75/0.75	ติดต่อฝ่ายขาย		
1/1	49.56	61.74	89.60
1.5/1.5	61.46	79.52	111.30
2.5/2.5	111.16	124.18	162.40

VAF

300/500 V 70 °C SOLID AND STRANDED CONDUCTOR PVC INSULATED AND SHEATH, FLAT TYPE

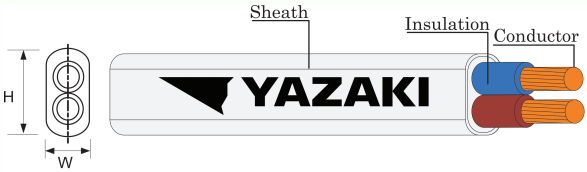

CABLE STRUCTURE

Conductor : Solid and stranded annealed copper
: Size 1 mm² up to 16 mm²

Insulation : Polyvinyl chloride (PVC/C)

Core identification
2-cores : Blue, Brown

Sheath : White polyvinyl chloride (PVC/ST4)

TECHNICAL DATA

Classification : Maximum conductor temperature 70 °C
: Circuit voltage not exceeding 300/500 volts.

Rated voltage : 300 Volts between Line to Earth
: 500 Volts between Line to Line

Testing voltage : 2,000 Volts

Reference standard : TIS 11 Part 101-2553 Table 1

APPLICATION

- เดินเกาะผนัง
- เดินในช่องเดินสาย
- ห้ามร้อยท่อ ห้ามฝังดิน

Building wiring for surface or above ceiling wiring or direct embeded in plaster.

Size(mm²)	Baht/m. (บาท/เมตร)
1	11.60
1.5	16.75
2.5	27.05
4	41.90
6	66.70
10	107.85
16	167.15

VAF-G

300/500 V 70 °C SOLID AND STRANDED CONDUCTOR PVC INSULATED AND SHEATH, FLAT TYPE

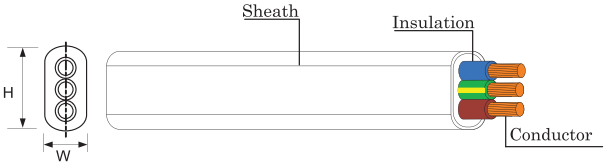

CABLE STRUCTURE

Conductor : Solid and stranded annealed copper
: Size 1 mm² up to 16 mm² for phase wires
: Size 1 mm² up to 16 mm² for ground wire

Insulation : Polyvinyl chloride (PVC/C)

Core identification
2-cores : Blue, Brown and Green/Yellow

Sheath : White polyvinyl chloride (PVC/ST4)

TECHNICAL DATA

Classification : Maximum conductor temperature 70 °C
: Circuit voltage not exceeding 300/500 volts.

Rated voltage : 300 Volts between Line to Earth
: 500 Volts between Line to Line

Testing voltage : 2,000 Volts

Reference standard : TIS 11 Part 101-2559 Table 1

APPLICATION

- เดินเกาะผนัง
- เดินในช่องเดินสาย
- ห้ามร้อยท่อ ห้ามฝังดิน

Building wiring for surface or above ceiling wiring
or direct embeded in plaster.

Size(mm²)	Baht/m. (บาท/เมตร)
1/1	34.44
1.5/1.5	45.08
2.5/2.5	63.00
4/4	99.26
6/6	150.22
10/10	222.60
16/16	346.92

YK NYY OR NYY

450/750 V 70°C SOLID AND STRANDED CONDUCTOR PVC INSULATED AND DOUBLE SHEATHED

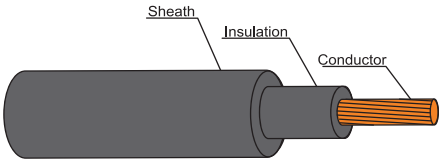

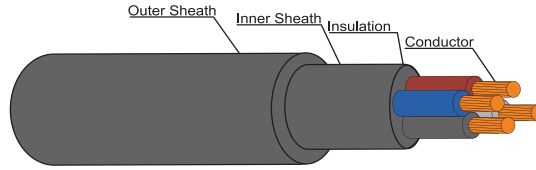

CABLE STRUCTURE

Conductor : Solid and stranded annealed copper wire
: Single core: Size 1 mm² up to 500 mm²
: Multi core: Size 50 mm² up to 300 mm²

Insulation : Polyvinyl chloride(PVC/C)

Core identification : Single-core : Black
2-cores : Blue, Brown
3-cores : Brown, Black, Grey
4-cores : Blue, Brown, Black, Grey

Inner sheath (multi core) : Black Polyviny chloride(PVC/C)

Sheath : Black Polyvinyl chloride(PVC/ST4)

TECHNICAL DATA

Classification : Maximum conductor temperature 70 °C
: Circuit voltage not exceeding 450/750 Volts

Rated voltage : 450 Volts between Line to Earth
: 750 Volts between Line to Line

Testing voltage : 2,500 Volts

Reference standard : TIS Part 101-2559, Table 3
TIS Part 101-2559, Table 4

APPLICATION

- ใช้งานทั่วไป
- วางบนรางเคเบิล
- ร้อยท่อฝังดินหรือฝังดินโดยตรง

For installation exposed, or in raceway, wet or dry location, or direct burial in ground

Size(mm²)	Baht/m. (บาท/เมตร)			
	1-Core	2-Cores	3-Cores	4-Cores
1	31.50	63.13	71.44	81.34
1.5	35.00	70.64	80.63	92.96
2.5	40.88	84.43	98.80	115.50
4	55.16	119.46	142.11	170.91
6	82.32	165.17	204.82	249.44
10	98.70	232.89	298.77	379.22
16	138.32	327.12	435.30	567.35
25	202.44	480.07	664.10	852.18
35	274.40	636.06	897.36	1,238.68
50	363.58	882.42	1,224.58	1,561.00
70	493.92	1,247.40	1,657.18	2,170.00
95	663.60	1,680.00	2,319.66	3,017.00
120	851.20	2,086.00	2,928.80	3,816.40
150	1,044.40	2,562.00	3,564.40	4,673.20
185	1,299.20	3,203.20	4,438.00	5,864.60
240	1,692.60	4,188.80	5,803.00	7,726.60
300	2,109.80	5,213.60	7,190.40	9,590.00
400	2,699.20			
500	3,537.80			

NYY-G

450/750 V 70°C STRANDED CONDUCTOR PVC INSULATED AND DOUBLE SHEATHED WITH GROUND

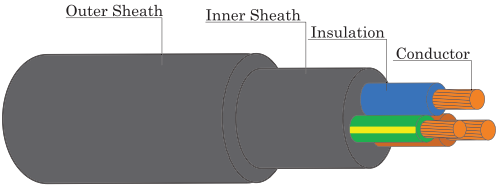

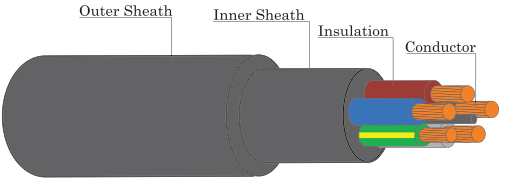

CABLE STRUCTURE

Conductor : Stranded annealed copper wire
: Size 25 mm² up to 300 mm² for phase wires
: Size 16 mm² up to 150 mm² for ground wires

Insulation : Polyvinyl chloride(PVC/C)

Core identification :
2-cores+Ground : Blue, Brown+Green/Yellow
3-cores+Ground : Brown, Black, Grey+Green/Yellow
4-cores+Ground : Blue, Brown, Black, Grey+Green/Yellow

Inner sheath : Black Polyvinyl chloride(PVC/C)

Sheath : Black Polyvinyl chloride(PVC/ST4)

TECHNICAL DATA

Classification : Maximum conductor temperature 70 °C
: Circuit voltage not exceeding 450/750 Volts

Rated voltage : 450 Volts between Line to Earth
: 750 Volts between Line to Line

Testing voltage : 2,500 Volt

Reference standard : TIS Part 101-2559, Table 5

APPLICATION

- ใช้งานทั่วไป
- วางบนรางเคเบิล
- ร้อยท่อฝังดินหรือฝังดินโดยตรง

For installation exposed, or in raceway, wet or dry location, or direct burial in ground

Size (mm²)	Baht/m. (บาท/เมตร)		
	2-Cores	3-Cores	4-Cores
1/1	71.44	81.34	115.58
1.5/1.5	80.63	92.96	130.65
2.5/2.5	98.80	115.50	180.43
4/4	142.11	170.91	266.41
6/6	204.82	249.44	389.05
10/10	298.77	379.22	592.75
16/16	459.55	595.35	903.91
25/16	631.04	803.60	1,247.26
35/16	849.84	1,176.21	1,797.60
50/25	1,223.57	1,533.00	2,317.00
70/35	1,612.27	2,143.09	3,206.00
95/50	2,240.08	2,953.34	4,417.00
120/70	2,818.20	3,763.35	5,509.00
150/95	3,480.60	4,588.81	6,776.00
185/95	4,247.60	5,736.51	8,421.00
240/120	5,524.40	7,561.55	10,990.00
300/150	6,899.12	9,365.89	13,699.00

VCT

450/750 V 70°C FLEXIBLE CONDUCTOR PVC INSULATED AND SHEATHED, ROUND TYPE

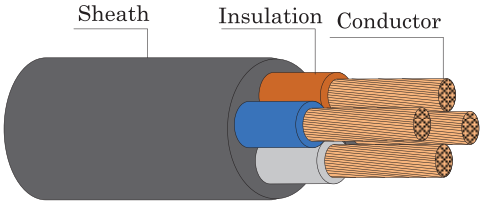

CABLE STRUCTURE

Conductor : Flexible annealed copper
: Single-core : Size 4 mm² up to 35 mm²
: Multi-core : Size 4 mm² up to 35 mm²

Insulation : Polyvinyl chloride(PVC/D)

Core identification
2-cores : Blue, Brown
3-cores : Brown, Black, Grey
4-cores : Blue, Brown, Black, Grey

Sheath : Black Polyvinyl chloride(PVC/ST5)

TECHNICAL DATA

Classification : Maximum conductor temperature 70 °C
: Circuit voltage not exceeding 450/750 Volts

Rated voltage : 450 Volts between Line to Earth
: 750 Volts between Line to Line

Testing voltage : 2,500 Volts

Reference standard : TIS Part 101-2559, Table 7

APPLICATION

- งานทั่วไป
- ใช้ต่อเข้าเครื่องใช้ไฟฟ้า
- วางบนรางเคเบิล
- ร้อยท่อฝังดินหรือฝังดินโดยตรง

For mobile-electrical equipment used in mines, factories, farm or household appliances.
Ths cable is suitable for use in place where cable come in contact with oils.

Size (mm²)	Baht/m. (บาท/เมตร)		
	2-Cores	3-Cores	4-Cores
1	37.86	51.34	63.97
1.5	50.04	63.49	82.14
2.5	80.43	114.66	128.09
4	111.30	140.56	178.50
6	158.06	205.66	267.68
10	273.42	358.82	469.70
16	392.00	530.60	679.56
25	618.10	799.40	1,023.96
35	819.14	1,117.20	1,425.20

VCT-G

450/750 V 70°C FLEXIBLE CONDUCTOR PVC INSULATED AND SHEATHED WITH GROUND, ROUND TYPE

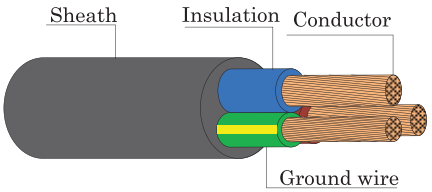

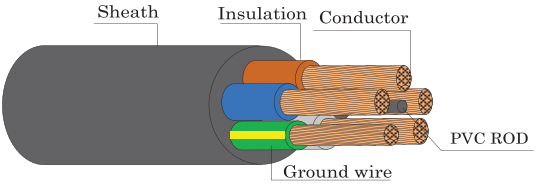

CABLE STRUCTURE

Conductor : Flexible annealed copper
: Size 4 mm² up to 35 mm² for phase wires
: Size 4 mm² up to 16 mm² for ground wires

Insulation : Polyvinyl chloride(PVC/D)

Core identification
2 Cores+Ground : Blue, Brown + Green/Yellow
3-cores : Brown, Black, Grey + Green/Yellow
4-cores : Blue, Brown, Black, Grey + Green/Yellow

Sheath : Black Polyvinyl chloride(PVC/ST5)

TECHNICAL DATA

Classification : Maximum conductor temperature 70 °C
: Circuit voltage not exceeding 450/750 Volts

Rated voltage : 450 Volts between Line to Earth
: 750 Volts between Line to Line

Testing voltage : 2,500 Volts

Reference standard : TIS Part 101-2559, Table 8

APPLICATION

- งานทั่วไป
- ใช้ต่อเข้าเครื่องใช้ไฟฟ้า
- วางบนรางเคเบิล
- ร้อยท่อฝังดินหรือฝังดินโดยตรง

For mobile-electrical equipment used in mines, factories, farm or household appliances.
This cable is suitable for use in places where cable come in contact with oils.

Size (mm²)	Baht/m. (บาท/เมตร)		
	2-Cores	3-Cores	4-Cores
1/1	51.34	63.97	93.52
1.5/1.5	63.49	82.14	116.02
2.5/2.5	114.66	128.09	169.06
4/4	140.56	178.50	247.72
6/6	205.66	267.68	420.63
10/10	358.82	469.70	637.00
16/16	530.60	679.56	903.00
25	777.17	1,008.81	1,316.00
35	1,078.46	1,389.79	1,841.00

LOW VOLTAGE POWER CABLES

YK FD-0.6/1KV-CV OR FD-0.6/1KV-CV

0.6/1 kV 90 °C CROSS-;INKED POLYETHYLENE INSULATED PVC SHEATHED FLAME RETARDANT POWER CABLE

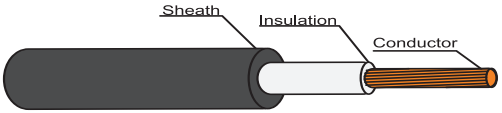

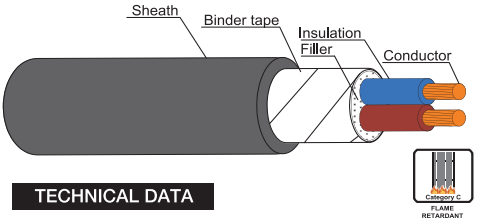

CABLE STRUCTURE

Conductor : Non-compacted and compacted round annealed copper
: Single-core : Size 1.5 mm² up to 1000 mm²
: Multi core : Size 1.5 mm² up to 400 mm²

Insulation : Cross-Linked polyethylene (XLPE)

Core identification
Single-cores : Natural (Translucent)
2-cores : Blue, Brown
3-cores : Brown, Black, Grey
4-cores : Blue, Brown, Black, Grey

Sheath : Black flame retardant polyvinyl chloride (PVC/ST2)

TECHNICAL DATA

Classification : Maximum conductor temperature 90 °C
: Circuit voltage not exceeding 1,200 volts.

Rated voltage : 600 Volts between Line to Earth
: 1,000 Volts between Line to Line

Testing Voltage : 3,500 Volts

Reference standard : IEC 60502-1, IEC 60228, IEC 60332-1
IEC 60332-3-24 (Cat.C)

APPLICATION

- ฝังดินโดยตรง
- ร้อยท่อฝังดิน
- ร้อยท่อฝังผนังคอนกรีต, ร้อยท่อเดินใต้ฝ้าอาคาร
- เดินเกาะผนัง, เดินบนฉนวนลูกถ้วย
- เดินใน Cable tray, Cable Ladder

For installation exposed, or in raceway, wet or dry location, or direct burial in ground

Size (mm²)	Baht/m. (บาท/เมตร)			
	1-Core	2-Cores	3-Cores	4-Cores
1.5	ติดต่อฝ่ายขาย			
2.5	36.81	83.36	104.23	128.65
4	46.45	105.59	135.87	169.39
6	60.86	138.24	179.79	225.47
10	80.40	177.03	243.42	330.46
16	119.74	273.49	372.54	487.86
25	181.23	425.33	576.73	754.07
35	263.03	574.17	780.99	1,022.52
50	338.80	765.74	1,051.81	1,394.22
70	474.85	1,062.26	1,485.15	1,962.88
95	655.17	1,463.63	2,032.03	2,704.55
120	830.76	1,844.99	2,586.18	3,438.60
150	1,067.96	2,264.88	3,181.82	4,237.60
185	1,335.60	2,814.42	3,993.82	5,334.70
240	1,763.10	3,680.04	5,213.99	6,985.59
300	2,188.73	4,613.21	6,530.44	9,116.62
400	2,698.98	5,871.33	8,515.46	11,503.09
500	3,604.54			
630	4,609.05			
800	5,780.42			
1000	7,619.98			

CONTROL CABLES

CVV

600 V 70°C FLEXIBLE CONDUCTOR PVC INSULATED AND SHEATH CONTROL CABLE

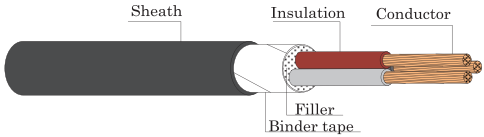

CABLE STRUCTURE

Conductor : Flexible annealed copper wire

Insulation : Polyvinyl chloride(PVC/D)

Core identification

2-cores : Blue, Brown
3-cores : Brown, Black, Grey
4-cores : Blue, Brown, Black, Grey
More than 4 Cores :
Black with marking numbers, colored white, printed continuously throungout the whole length of insulated wires for the purpose of core indentification.

Filler : polypropylene (non-hygroscopic materail)

Binder tape and Separator tape : Spunbond tape

Sheath : Black Polyvinyl chloride(PVC)

TECHNICAL DATA

Classification : Maximum conductor temperature 70 °C
: Circuit voltage not exceeding 600 volts.

Testing voltage : 2,000 Volts

Reference standard : THAI YAZAKI STANDARD

APPLICATION

- ใช้เดินในวงจรควบคุม
- เดินลอยในอากาศ
- เดินร้อยท่อเกาะผนัง
- ร้อยท่อฝังดิน
- เดินบนรางเคเบิล

For supervisory electrical equipment, station control circuits, outdoor, suitable installation in the dry or wet cable trences.

No. of Cores	Baht/m. (บาท/เมตร)				
	Size (mm²)				
	0.75	1	1.5	2.5	4
2 C	48.02	51.10	56.42	76.30	104.72
3 C	53.34	58.66	69.02	96.32	132.02
4 C	66.92	69.16	83.72	119.42	175.84
5 C	81.62	91.00	106.68	152.88	213.50
6 C	91.77	107.45	129.15	189.70	266.98
7 C	96.32	109.90	132.02	192.92	278.46
8 C	141.00	147.49	178.99	253.12	351.47
9 C	144.50	148.68	181.16	257.32	368.48
10 C	148.00	160.16	196.56	282.52	406.00
11 C	151.62	178.50	220.43	325.50	470.54
12 C	153.86	180.04	221.90	326.48	479.08
13 C	169.19	195.37	245.63	364.56	536.41
14 C	170.52	196.70	246.96	366.24	540.54
15 C	181.02	213.78	271.88	406.07	614.60
16 C	183.12	215.46	273.00	409.50	624.26
17 C	202.12	232.68	301.32	436.76	661.82
18 C	205.62	242.48	310.98	474.28	704.80
19 C	208.18	246.12	314.30	478.66	724.36
20 C	233.24	275.59	346.08	525.49	794.78
21 C	234.78	278.46	351.26	531.44	800.80
22 C	253.92	301.88	379.78	587.34	868.18
23 C	257.42	306.36	390.28	603.86	890.16
24 C	260.26	307.58	393.12	615.16	906.36
25 C	280.60	329.00	422.42	664.16	973.46
26 C	286.90	332.08	432.92	672.28	996.84
27 C	289.38	334.88	437.36	678.16	1,011.08
28 C	306.70	357.52	465.68	728.24	1,077.54
29 C	307.40	362.70	476.18	739.16	1,105.12
30 C	309.40	366.38	478.66	744.38	1,113.84

CVV-S

600 V 70°C FLEXIBLE CONDUCTOR PVC INSULATED AND SHEATH WITH SHIELD CONTROL CABLE

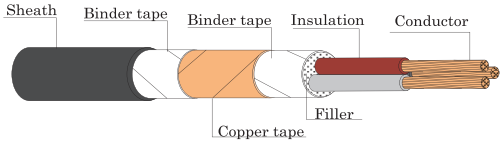

CABLE STRUCTURE

Conductor : Flexible annealed copper wire

Insulation : Polyvinyl chloride(PVC/D)

Core identification

2-cores : Blue, Brown
3-cores : Brown, Black, Grey
4-cores : Blue, Brown, Black, Grey
More than 4 Cores :
Black with marking numbers, colored white, printed continuously throungout the whole length of insulated wires for the purpose of core indentification.

Filler : polypropylene (non-hygroscopic materail)

Binder tape and Separator tape : Spunbond tape

Shield : Copper tape

Sheath : Black Polyvinyl chloride(PVC)

TECHNICAL DATA

Classification : Maximum conductor temperature 70 °C
: Circuit voltage not exceeding 600 volts.

Testing voltage : 2,000 Volts
Reference standard : THAI YAZAKI STANDARD

APPLICATION

- ใช้เดินในวงจรควบคุม
- เดินลอยในอากาศ
- เดินร้อยท่อเกาะผนัง
- ร้อยท่อฝังดิน
- เดินบนรางเคเบิล

For supervisory electrical equipment, station control circuits, outdoor, suitable installation in the dry or wet cable trences.

No. of Cores	Baht/m. (บาท/เมตร)				
	Size (mm²)				
	0.75	1	1.5	2.5	4
2 C	87.92	91.91	102.48	127.82	169.68
3 C	96.32	104.72	117.18	152.60	203.84
4 C	112.84	119.42	138.32	182.00	246.96
5 C	132.02	142.38	163.24	222.04	293.02
6 C	145.25	161.91	190.61	261.59	351.33
7 C	152.88	167.44	198.38	267.54	367.64
8 C	177.17	201.25	233.31	315.21	440.23
9 C	187.46	207.06	240.24	334.88	456.82
10 C	205.66	223.86	262.08	365.82	513.24
11 C	215.25	236.67	284.55	393.75	555.45
12 C	222.04	243.88	293.02	407.68	569.66
13 C	239.96	265.44	313.18	443.52	638.89
14 C	243.88	273.00	322.14	451.36	666.12
15 C	255.78	292.53	347.13	496.86	727.16
16 C	262.08	296.66	356.72	505.96	746.20
17 C	277.44	313.60	379.02	535.64	780.74
18 C	283.74	326.20	390.08	567.56	812.52
19 C	293.02	334.88	396.76	582.40	837.20
20 C	308.63	352.03	421.26	635.46	912.80
21 C	320.32	362.18	433.16	658.84	946.40
22 C	336.10	382.06	459.52	707.74	1,024.10
23 C	343.80	390.74	471.42	728.46	1,039.08
24 C	356.72	405.86	489.58	742.56	1,082.90
25 C	369.88	423.50	512.92	780.22	1,142.68
26 C	378.98	432.18	524.82	796.74	1,164.66
27 C	389.48	438.62	536.90	813.54	1,186.64
28 C	401.00	453.28	569.48	861.60	1,253.04
29 C	407.30	464.06	581.38	873.92	1,280.62
30 C	413.14	475.02	595.14	886.34	1,297.66

NOTE

MEDIUM VOLTAGE POWER CABLES

1.8/3(3.6) KV-CV

1.8/3(3.6) kV 90 °C CROSS-LINKED POLYETHYLENE INSULATED PVC SHEATHED POWER CABLE

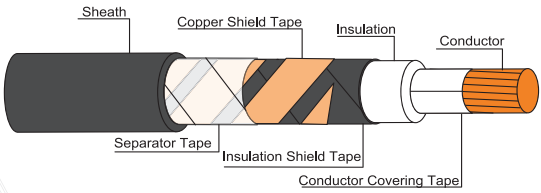

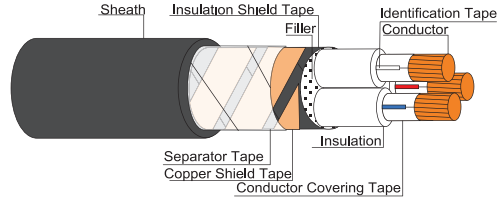

CABLE STRUCTURE

Conductor : Compacted round annealed copper
: Single-core : Size 10 mm² up to 400 mm²
: Multi-core : Size 10 mm² up to 400 mm²

Insulation : Cross-Linked polyethylene (XLPE)

Core identification :
Single-cores : Natural (Translucent)
3-cores : White, Red, Blue

Shield : Copper tape

Sheath : Black flame retardant polyvinyl chloride (PVC/ST2)

TECHNICAL DATA

Classification : Maximum conductor temperature 90 °C
: Circuit voltage not exceeding 3,300 volts.

Rated voltage : 1,800 Volts between Line to Earth
: 3,000 Volts between Line to Line

Testing voltage : 6,500 Volts

Reference standard : IEC 60502-1, IEC 60228, IEC 60332-1

Remark : Special protection can be produced

APPLICATION

- ฝังดินโดยตรง
- ร้อยท่อฝังดิน
- เดินใน Cable tray, Cable Ladder

For installation exposed, or in raceway, wet or dry location, or direct burial in ground

Size (mm²)	Baht/m. (บาท/เมตร)	
	1-Core	3-Cores
10	177.38	471.24
16	225.40	620.90
25	294.00	829.78
35	360.36	1,036.70
50	449.12	1,337.98
70	595.00	1,775.20
95	774.20	2,336.60
120	960.40	2,905.00
150	1,156.40	3,519.60
185	1,416.80	4,331.60
240	1,817.20	5,558.00
300	2,237.20	6,865.60
400	2,805.60	8,612.80
500		

3.6/6(7.2) KV-CV

3.6/6(7.2) kV 90 °C CROSS-LINKED POLYETHYLENE INSULATED PVC SHEATHED POWER CABLE

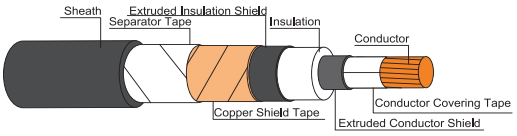

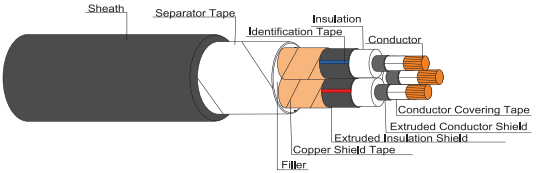

CABLE STRUCTURE

Conductor : Compacted round annealed copper
: Single-core : Size 10 mm² up to 1000 mm²
: Multi-core : Size 10 mm² up to 400 mm²

Insulation : Cross-Linked polyethylene (XLPE)

Core identification :
Single-cores : Natural (Translucent)
3-cores : White, Red, Blue

Shield : Copper tape

Sheath : Black polyvinyl chloride (PVC/ST2)

TECHNICAL DATA

Classification : Maximum conductor temperature 90 °C
: Circuit voltage not exceeding 7200 volts.

Rated voltage : 3,600 Volts between Line to Earth
: 6,000 Volts between Line to Line

Testing voltage : 12,500 Volts

Reference standard : IEC 60502-2, IEC 60228, IEC 60332-1

Remark : Special protection can be produced
: *Insulation sheild shall be applied semi- conductive tape

APPLICATION

- ฝังดินโดยตรง
- ร้อยท่อฝังดิน
- เดินใน Cable tray, Cable Ladder

For installation exposed, or in raceway, wet or dry location, or direct burial in ground

Size (mm²)	Baht/m. (บาท/เมตร)	
	1-Core	3-Cores
10	222.60	697.20
16	277.20	851.20
25	343.00	1,072.40
35	418.60	1,297.80
50	511.00	1,618.40
70	651.00	2,055.20
95	827.40	2,622.20
120	1,005.20	3,186.40
150	1,212.40	3,759.00
185	1,479.80	4,505.20
240	1,902.60	5,765.20
300	2,340.80	7,084.00
400	2,935.80	9,052.40
500	3,714.20	

6/10(12) KV-CV

6/10(12) kV 90 °C CROSS-LINKED POLYETHYLENE INSULATED PVC SHEATHED POWER CABLE

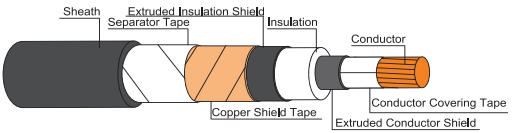

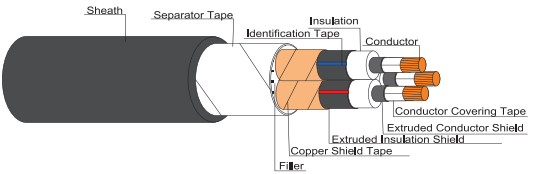

CABLE STRUCTURE

Conductor : Compacted round annealed copper
: Single-core : Size 16 mm² up to 1000 mm²
: Multi-core : Size 16 mm² up to 400 mm²

Insulation : Cross-Linked polyethylene (XLPE)

Core identification :
Single-cores : Natural (Translucent)
3-cores : White, Red, Blue

Shield : Copper tape

Sheath : Black polyvinyl chloride (PVC/ST2)

TECHNICAL DATA

Classification : Maximum conductor temperature 90 °C
: Circuit voltage not exceeding 12,200 volts.

Rated voltage : 6,000 Volts between Line to Earth
: 10,000 Volts between Line to Line

Testing voltage : 21,000 Volts

Reference standard : IEC 60502-2, IEC 60228, IEC 60332-1

Remark : Special protection can be produced

APPLICATION

- ฝังดินโดยตรง
- ร้อยท่อฝังดิน
- เดินใน Cable tray, Cable Ladder

For installation exposed, or in raceway, wet or dry location, or direct burial in ground

Size (mm²)	Baht/m. (บาท/เมตร)	
	1-Core	3-Cores
16	344.40	1,066.80
25	414.40	1,300.60
35	491.40	1,542.80
50	592.20	1,867.60
70	739.20	2,346.40
95	922.60	2,942.80
120	1,104.60	3,501.40
150	1,297.80	4,081.00
185	1,566.60	4,963.00
240	1,999.20	6,304.20
300	2,445.80	7,686.00
400	3,061.80	9,585.80

8.7/15(17.5) KV-CV

8.7/15(17.5) kV 90 °C CROSS-LINKED POLYETHYLENE INSULATED PVC SHEATHED POWER CABLE

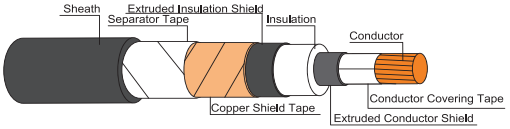

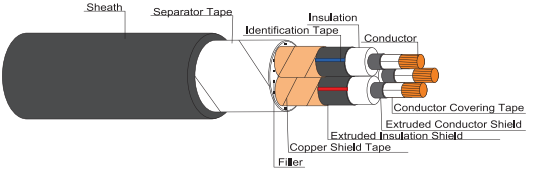

CABLE STRUCTURE

Conductor : Compacted round annealed copper
: Single-core : Size 25 mm² up to 1000 mm²
: Multi-core : Size 25 mm² up to 400 mm²

Insulation : Cross-Linked polyethylene (XLPE)

Core identification :
Single-cores : Natural (Translucent)
3-cores : White, Red, Blue

Shield : Copper tape

Sheath : Black polyvinyl chloride (PVC/ST2)

TECHNICAL DATA

Classification : Maximum conductor temperature 90 °C
: Circuit voltage not exceeding 17,500 volts.

Rated voltage : 8,700 Volts between Line to Earth
: 15,000 Volts between Line to Line

Testing voltage : 30,500 Volts

Reference standard : IEC 60502-2, IEC 60228, IEC 60332-1

Remark : Special protection can be produced

APPLICATION

- ฝังดินโดยตรง
- ร้อยท่อฝังดิน
- เดินใน Cable tray, Cable Ladder

For installation exposed, or in raceway, wet or dry location, or direct burial in ground

Size (mm²)	Baht/m. (บาท/เมตร)	
	1-Core	3-Cores
25	473.20	1,510.60
35	555.80	1,761.20
50	653.80	2,116.80
70	807.80	2,585.80
95	995.40	3,179.40
120	1,181.60	3,913.00
150	1,367.80	4,432.40
185	1,629.60	5,201.00
240	2,069.20	6,508.60
300	2,515.80	8,045.80
400	3,137.40	9,800.00

12/20(24) KV-CV

12/20(24) kV 90 °C CROSS-LINKED POLYETHYLENE INSULATED PVC SHEATHED POWER CABLE

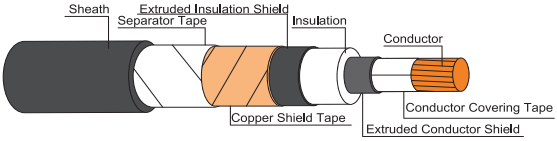

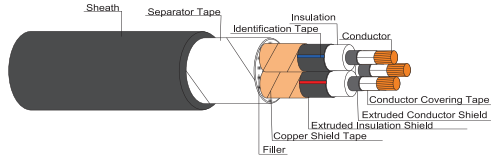

CABLE STRUCTURE

Conductor : Compacted round annealed copper
: Single-core : Size 35 mm² up to 1000 mm²
: Multi-core : Size 35 mm² up to 400 mm²

Insulation : Cross-Linked polyethylene (XLPE)

Core identification :
Single-cores : Natural (Translucent)
3-cores : White, Red, Blue

Shield : Copper tape

Sheath : Black polyvinyl chloride (PVC/ST2)

TECHNICAL DATA

Classification : Maximum conductor temperature 90 °C
: Circuit voltage not exceeding 24,000 volts.

Rated voltage : 12,000 Volts between Line to Earth
: 20,000 Volts between Line to Line

Testing voltage : 42,000 Volts

Reference standard : IEC 60502-2, IEC 60228, IEC 60332-1

Remark : Special protection can be produced

APPLICATION

- ฝังดินโดยตรง
- ร้อยท่อฝังดิน
- เดินใน Cable tray, Cable Ladder

For installation exposed, or in raceway, wet or dry location, or direct burial in ground

Size (mm²)	Baht/m. (บาท/เมตร)	
	1-Core	3-Cores
35	613.20	1,971.20
50	721.00	2,312.80
70	868.00	2,794.40
95	1,059.80	3,463.60
120	1,254.40	4,057.20
150	1,439.20	4,663.40
185	1,692.60	5,513.20
240	2,121.00	7,071.40
300	2,580.20	8,339.80
400	3,201.80	10,113.60

18/30(36) KV-CV

18/30(36) kV 90 °C CROSS-LINKED POLYETHYLENE INSULATED PVC SHEATHED POWER CABLE

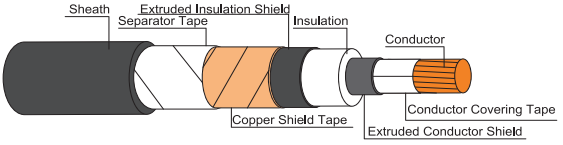

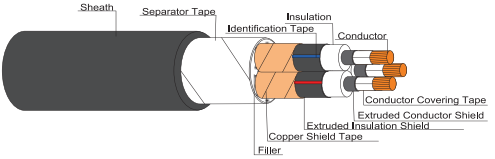

CABLE STRUCTURE

Conductor : Compacted round annealed copper
: Single-core : Size 35 mm² up to 1000 mm²
: Multi-core : Size 35 mm² up to 400 mm²

Insulation : Cross-Linked polyethylene (XLPE)

Core identification :
Single-cores : Natural (Translucent)
3-cores : White, Red, Blue

Sheath : Black polyvinyl chloride (PVC/ST2)

TECHNICAL DATA

Classification : Maximum conductor temperature 90 °C
: Circuit voltage not exceeding 36,000 volts.

Rated voltage : 18,000 Volts between Line to Earth
: 30,000 Volts between Line to Line

Testing voltage : 63,000 Volts

Reference standard : IEC 60502-2, IEC 60228, IEC 60332-1

Remark : Special protection can be produced

APPLICATION

- ฝังดินโดยตรง
- ร้อยท่อฝังดิน
- เดินใน Cable tray, Cable Ladder

For installation exposed, or in raceway, wet or dry location, or direct burial in ground

Size (mm²)	Baht/m. (บาท/เมตร)	
	1-Core	3-Cores
35	842.80	2,773.40
50	886.20	2,935.80
70	1,044.40	3,505.60
95	1,244.60	4,132.80
120	1,436.40	4,774.00
150	1,643.60	5,398.40
185	1,906.80	6,213.20
240	2,318.40	7,802.20
300	2,734.20	9,307.20
400	3,374.00	11,145.40

NOTE

HIGH VOLTAGE POWER CABLES

69KV-CE

69 kV 90 °C CROSS-LINKED POLYETHYLENE INSULATED WITH COPPER WIRE SCREEN AND POLYETHYLENE SHEATHED POWER CABLE

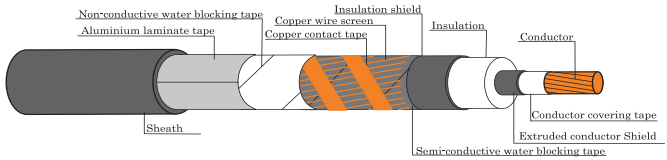

CABLE STRUCTURE

Conductor : Compact cincentric stranded uncoated annealed copper conductor
: Single-core : Size 400 mm² up to 800 mm²

Insulation : Cross-Linked polyethylene (XLPE)

Core identification :
Single-cores : Natural (Translucent)

Sheath : Polyethylene (PE)

TECHNICAL DATA

Classification : Maximum conductor temperature 90 °C

Rated voltage : 90,000 Volts

Testing voltage : 30,500 Volts

Reference standard : TIS 2202, TIS 2427
(IEC 60840, IEC 60228)

APPLICATION

- ฝังดินโดยตรง
- ร้อยท่อฝังดิน
- ร้อยท่อฝังผนังคอนกรีต, ร้อยท่อเดินใต้ฝ้าอาคาร
- เดินใน Cable tray, Cable Ladder

For installation exposed, or in raceway, wer or dry location, or direct burial in ground

Size (mm²)	Baht/m.
400/95	สนใจติดต่อฝ่ายขาย หรือตัวแทนจำหน่าย
500/95	
630/95	
800/120	

115KV-CE

115 kV 90 °C CROSS-LINKED POLYETHYLENE INSULATED WITH COPPER WIRE SCREEN AND POLYETHYLENE SHEATHED POWER CABLE

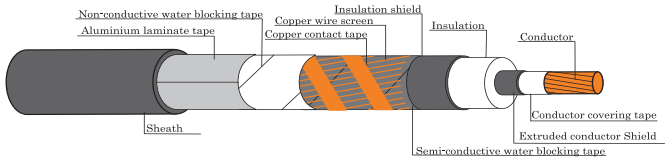

CABLE STRUCTURE

Conductor : Compact cincentric stranded uncoated annealed copper conductor
: Single-core : Size 400 mm² up to 800 mm²

Insulation : Cross-Linked polyethylene (XLPE)

Core identification :
Single-cores : Natural (Translucent)

Sheath : Polyethylene (PE)

TECHNICAL DATA

Classification : Maximum conductor temperature 90 °C

Testing voltage : 160,000 Volts

Reference standard : TIS 2202, TIS 2427
(IEC 60840, IEC 60228)

APPLICATION

- ฝังดินโดยตรง
- ร้อยท่อฝังดิน
- ร้อยท่อฝังผนังคอนกรีต, ร้อยท่อเดินใต้ฝ้าอาคาร
- เดินใน Cable tray, Cable Ladder

For installation exposed, or in raceway, wer or dry location, or direct burial in ground

Size (mm²)	Baht/m.
400/95	สนใจติดต่อฝ่ายขาย หรือตัวแทนจำหน่าย
500/95	
630/95	
800/120	

NOTE

FIRE RESISTANCE AND FLAME RETARDANT LOW SMOKE HALOGEN FREE CABLES

0.6/1KV-FRLH-IE

600/1000V 90°C CROSS-LINKED POLYETHYLENE INSULATED FLAME RETARDANT WITH LOW SMOKE AND ZERO HALOGEN POWER CABLE

CABLE STRUCTURE

Conductor : Non-compacted and compacted round annealed copper

Insulation : Flame retardant Low smoke & halogen free Cross-linked polyethylene (LSHF-XLPE : EI5)

Core identification
Single-cores : Black or Orange

TECHNICAL DATA

Classification : Maximum conductor temperature 90°C
: Circuit voltage not exceeding 1,200 Volts

Rated voltage : 600 Volts between Line to Earth
: 1,000 Volts between Line to Line

Testing voltage : 3,500 Volts

Reference standard
Construction : BS EN 50525-3-41
Flame retardant : IEC 60332-1-2
BS EN IEC 60332-3-22 Category A
BS EN IEC 60332-3-23 Category B
BS EN IEC 60332-3-24 Category C
Acid gas emission : BS EN 60754-1, BS EN 60754-2
Smoke emission : BS EN 61034-2
Non-toxic gases : Defence standard 02-713

APPLICATION

For fixed installation in electrical cabinet, conduit and wire way which provide flame retardant, low smoke and non toxic emission under fire.
- เดินในราง Wire way - เดินร้อยท่อฝังผนัง,ใต้ฝ้า

Size(mm²)	Baht/m.
1.5	สนใจติดต่อ ฝ่ายขายหรือ ตัวแทนจำหน่าย
2.5	
4	
6	
10	
16	
25	
35	
50	
70	
95	
120	
150	
185	
240	
300	
400	
500	
630	

FDLH-0.6/1KV-CE

0.6/1 kV 90°C CROSS-LINKED POLYETHYLENE INSULATED POLYOLEFIN SHEATHED FLAME RETARDANT WITH LOW SMOKE AND ZERO HALOGEN POWER CABLE

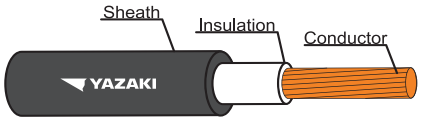

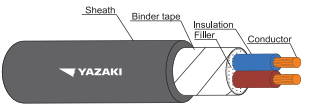

Category A
Category B
Category C
FLAME RETARDANT

LSOH
LOW SMOKE ZERO HALOGEN

CABLE STRUCTURE

Conductor : Non-Compacted and compacted round annealed copper

Insulation : Cross Linked polyethylene (XLPE)

Core identification

Single-core : Natural (Translucent)
2-cores : Blue, Brown
3-cores : Brown, Black, Grey
4-cores : Blue, Brown, Black, Grey

Sheath : Black Low smoke and zero halogen flame retardant polyolefin (ST8)

TECHNICAL DATA

Classification : Maximum conductor temperature 90°C
: Circuit voltage not exceeding 1,200 Volts

Rated voltage : 600 Volts between Line to Earth
Rated voltage : 1,000 Volts between Line to Line

Testing voltage : 3,500 Volts

Referance Strandard
Construction : IEC 60502-1
Flame retardant : IEC 60332-1-2
IEC 60332-3-22 Category A
IEC 60332-3-23 Category B
IEC 60332-3-24 Category C
Acid gas emission : IEC 60754-1, IEC 60754-2
Smoke emission : IEC 61034-2
Non-toxic gases : Defence standard 02-713

APPLICATION

For installed into tray, conduit, underground duct trench or direct burial in ground which provide flame retardant, low smoke and non toxic emission under fire.

- เดินร้อยท่อ - เดินในราง Wire way - เดินใน Cable Tray, Cable Ladder

Size(mm²)	Baht/m. (บาท/เมตร)			
	1-Core	2-Cores	3-Cores	4-Cores
1.5	สนใจติดต่อฝ่ายขาย หรือตัวแทนจำหน่าย			
2.5				
4				
6				
10				
16				
25				
35				
50				
70				
95				
120				
150				
185				
240				
300				
400				
500				
630				
800				
1000				

FDLH-0.6/1KV-CE-AWA

0.6/1 kV 90°C CROSS-LINKED POLYETHYLENE INSULATED POLYOLEFIN SHEATHED, WITH ALUMINIUM WIRE ARMORED FLAME RETARDANT, LOW SMOKE AND ZERO HALOGEN POWER CABLE

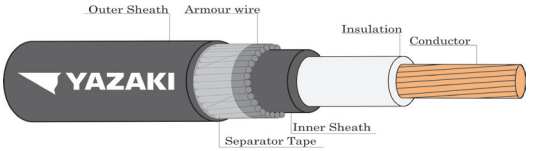

CABLE STRUCTURE

Conductor : Non-compacted and compacted round annealed copper

Insulation : Cross-Linked polyethylene (XLPE)

Core identification :
Single-cores : Natural (Translucent)

Inner Sheath : Black Low smoke and zero halogen flame retardant polyolefin(ST8)

Armor : Galvanized steel wires

Sheath : Black Low smoke and zero halogen flame retardant polyolefin(ST8)

TECHNICAL DATA

Classification : Maximum conductor temperature 90°C
: Circuit voltage not exceeding 1,200 Volts

Rated voltage : 600 Volts between Line to Earth
Rated voltage : 1,000 Volts between Line to Line

Testing voltage : 3,500 Volts

Referance Strandard

Construction : IEC 60502-1, BS 6724
Flame retardant : IEC 60332-1-2
IEC 60332-3-22 Category A
IEC 60332-3-23 Category B
IEC 60332-3-24 Category C
Acid gas emission : IEC 60754-1, IEC 60754-2
Smoke emission : IEC 61034-2
Non-toxic gases : Defence standard 02-713

APPLICATION

For installed into tray, conduit, underground duct trench or direct burial in ground which provide flame retardant, low smoke and non toxic emission under fire.

Size(mm²)	Baht/m. (บาท/เมตร)
1.5	สนใจติดต่อ ฝ่ายขายหรือ ตัวแทนจำหน่าย
2.5	
4	
6	
10	
16	
25	
35	
50	
70	
95	
120	
150	
185	
240	
300	
400	
500	
630	
800	
1000	

FDLH-0.6/1KV-CE-SWA

0.6/1 kV 90°C CROSS-LINKED POLYETHYLENE INSULATED POLYOLEFIN SHEATHED, WITH GALVANIZED STEEL WIRE ARMORED FLAME RETARDANT, LOW SMOKE AND ZERO HALOGEN POWER CABLE

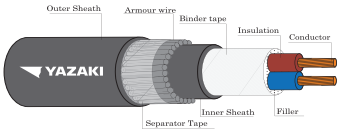

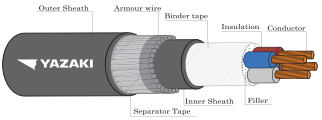

CABLE STRUCTURE

Conductor : Non-compacted and compacted round annealed copper

Insulation : Cross-Linked polyethylene (XLPE)

Core identification

2-cores : Blue, Brown
3-cores : Brown, Black, Grey
4-cores : Blue, Brown, Black, Grey

Inner Sheath : Black Low smoke and zero halogen flame retardant polyolefin(ST8)

Armor : Galvanized steel wires

Sheath : Black Low smoke and zero halogen flame retardant polyolefin(ST8)

TECHNICAL DATA

Classification : Maximum conductor temperature 90°C
: Circuit voltage not exceeding 1,200 Volts

Rated voltage : 600 Volts between Line to Earth
Rated voltage : 1,000 Volts between Line to Line

Testing voltage : 3,500 Volts

Referance Strandard

Construction : IEC 60502-1, BS 6724
Flame retardant : IEC 60332-1-2
IEC 60332-3-22 Category A
IEC 60332-3-23 Category B
IEC 60332-3-24 Category C
Acid gas emission : IEC 60754-1, IEC 60754-2
Smoke emission : IEC 61034-2
Non-toxic gases : Defence standard 02-713

FLAME RETARDANT

LOW SMOKE ZERO HALOGEN

APPLICATION

For installed into tray, conduit, underground duct trench or direct burial in ground which provide flame retardant, low smoke and non toxic emission under fire.

Size(mm²)	Baht/m. (บาท/เมตร)		
	2-Cores	3-Cores	4-Cores
1.5	สนใจติดต่อฝ่ายขาย หรือตัวแทนจำหน่าย		
2.5			
4			
6			
10			
16			
25			
35			
50			
70			
95			
120			
150			
185			
240			
300			
400			

FS/LH-0.6/1KV-XLPE(C)

600/1000V 90°C MICA TAPE CROSS-LINKED POLYETHYLENE INSULATED FLAME RETARDANT WITH LOW SMOKE AND ZERO HALOGEN POWER CABLE

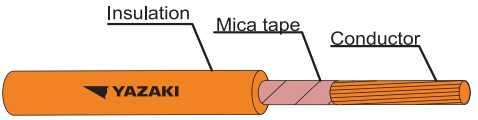

FLAME RETARDANT | LOW SMOKE ZERO HALOGEN | FIRE RESISTANT

CABLE STRUCTURE

Conductor : Non-compacted and compacted round annealed copper

Fire barier tape : Mica tape

Insulation : Flame retardant Low smoke & halogen free Cross-linked polyethylene (LSHF-XLPE : EI5)

Core identification
Single-cores : Orange

TECHNICAL DATA

Classification : Maximum conductor temperature 90°C
: Circuit voltage not exceeding 600/1000 Volts

Rated voltage : 600 Volts between Line to Earth
Rated voltage : 1000 Volts between Line to Line

Testing voltage : 3,500 Volts
Referance Strandard
Construction : BS EN 50525-3-41
Circuit integrity : BS 6387 Category C,W,Z
Flame retardant : BS EN 60332-1-2
BS EN IEC 60332-3-22 Category A
BS EN IEC 60332-3-23 Category B
BS EN IEC 60332-3-24 Category C
Acid gas emission : BS EN 60754-1, BS EN 60754-2
Smoke emission : BS EN 61034-2
Non-toxic gases : Defence standard 02-713

APPLICATION

For fixed installation in electrical cabinet, conduit, trench and tray which provide flame retardant, low smoke & corrosive gases properties and main circuit integrity under fire.

Size(mm²)	Baht/m.
1.5	สนใจติดต่อ ฝ่ายขายหรือ ตัวแทนจำหน่าย
2.5	
4	
6	
10	
16	
25	
35	
50	
70	
95	
120	
150	
185	
240	
300	
400	
500	
630	

FS/FDLH-0.6/1KV-CE

0.6/1 kV 90°C MICA TAPE CROSS-LINKED POLYETHYLENE INSULATED POLYOLEFIN SHEATHED FIRE RESISTANCE FLAME RETARDANT WITH LOW SMOKE AND ZERO HALOGEN POWER CABLE

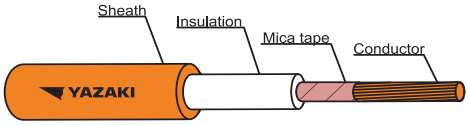

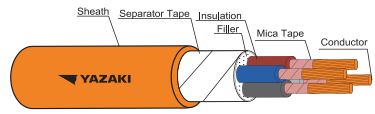

CABLE STRUCTURE

Conductor : Non-compacted and compacted round annealed copper
: Single-core : Size 1.5 mm² up to 1000 mm²
: Multi-cores : Size 1.5 mm² to 400 mm²

Fire barier tape : Mica tape

Insulation : Cross-Linked polyethylene (XLPE)

Core identification
Single-core : Natural (Translucent)
2-cores : Blue, Brown
3-cores : Brown, Black, Grey
4-cores : Blue, Brown, Black, Grey

Sheath : Orange Low smoke and zero halogen flame retardant polyolefin (ST8)

TECHNICAL DATA

Classification : Maximum conductor temperature 90 °C
: Circuit voltage not exceeding 1,200 volts.

Rated voltage : 600 Volts between Line to Earth
: 1,000 Volts between Line to Line

Testing voltage : 3,500 Volts

Referance Strandard

Construction	: IEC 60502-1
Circuit integrity	: BS 6387 Category C,W,Z
Flame retardant	: BS EN 60332-1-2
	IEC 60332-3-22 Category A
	IEC 60332-3-23 Category B
	IEC 60332-3-24 Category C
Acid gas emission	: IEC 60754-1, IEC 60754-2
Smoke emission	: IEC 61034-2
Non-toxic gases	: Defence standard 02-713

APPLICATION

- เดินร้อยท่อ
- เดินในราง Wire way
- เดินใน Cable Tray,Cable Ladder

For installation into open tray, conduit, underground duct trench or direct burial in ground which provide flame retardant, low smoke and maintain circuit integrity in case of fire.

Size (mm²)	Baht/m. (บาท/เมตร)			
	1-Core	2-Cores	3-Cores	4-Cores
1.5	สนใจติดต่อฝ่ายขาย หรือตัวแทนจำหน่าย			
2.5				
4				
6				
10				
16				
25				
35				
50				
70				
95				
120				
150				
185				
240				
300				
400				
500				
630				
800				
1000				

FS/FDLH-0.6/1KV-CE-SWA

0.6/1 kV 90°C MICA TAPE CROSS-LINKED POLYETHYLENE INSULATED POLYOLEFIN SHEATHED, WITH GALVANIZED STEEL WIRE ARMORED FLAME RETARDANT, LOW SMOKE AND ZERO HALOGEN POWER CABLE

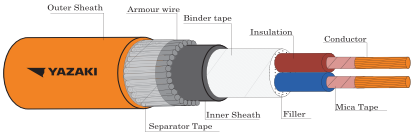

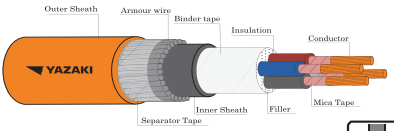

CABLE STRUCTURE

Conductor : Non-compacted and compacted round annealed copper
: Multi-cores : Size 1.5 mm² up to 400 mm²

Fire barier tape : Mica tape

Insulation : Cross-Linked polyethylene (XLPE)

Core identification
2-cores : Blue, Brown
3-cores : Brown, Black, Grey
4-cores : Blue, Brown, Black, Grey

Inner sheath : Black Low smoke and zero halogen flame retardant polyolefin (ST8)

Armor : Galvanized steel wires

Sheath : Orange low smoke and halogen flame retar dant polyolefin (ST8)

TECHNICAL DATA

Classification : Maximum conductor temperature 90 °C
: Circuit voltage not exceeding 1,200 volts.

Rated voltage : 600 Volts between Line to Earth
: 1,000 Volts between Line to Line

Testing voltage : 3,500 Volt

Referance Standard

Construction	: IEC 60502-1, BS 7846
Circuit integrity	: BS 6387 Category C,W,Z
Flame retardant	: BS EN 60332-1-2 IEC 60332-3-22 Category A IEC 60332-3-23 Category B IEC 60332-3-24 Category C
Acid gas emission	: IEC 60754-1, IEC 60754-2
Smoke emission	: IEC 61034-2
Non-toxic gases	: Defence standard 02-713

APPLICATION

- เดินร้อยท่อ
- เดินในราง Wire way
- เดินใน Cable Tray,Cable Ladder

For installation into open tray, conduit, underground duct trench or direct burial in ground which provide flame retardant, low smoke and maintain circuit integrity in case of fire

Size(mm²)	Baht/m. (บาท/เมตร)		
	2-Cores	3-Cores	4-Cores
1.5	สนใจติดต่อฝ่ายขาย หรือตัวแทนจำหน่าย		
2.5			
4			
6			
10			
16			
25			
35			
50			
70			
95			
120			
150			
185			
240			
300			
400			

FDLH-0.6/1KV-CCE

0.6/1 kV 90°C CROSS-LINKED POLYETHYLENE INSULATED POLYOLEFIN SHEATHED FLAME RETARDANT WITH LOW SMOKE AND ZERO HALOGEN CONTROL CABLE

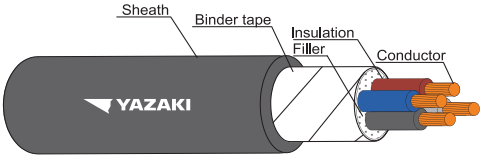

CABLE STRUCTURE

Conductor : Stranded annealed copper

Insulation : Cross-Linked polyethylene (XLPE)

Core identification

2 cores : Blue, Brown
3 cores : Brown, Black, Grey
4 cores : Blue, Brown, Black, Grey

More than 4 cores : White with marking numbers, colored black, printed continuously throungout the whole length of insulated wires for the propose of core identification

Sheath : Black Low smoke and zero halogen flame retardant polyolefin (ST8)

TECHNICAL DATA

Classification : Maximum conductor temperature 90°C
Circuit voltage not exceeding 1,200 Volts

Rated voltage : 600 Volts between Line to Earth
Rated voltage : 1000 Volts between Line to Line

Testing voltage : 3,500 Volts

Referance Strandard

Construction : IEC 60502-1
Flame retardant : IEC 60332-1-2
IEC 60332-3-22 Category A
IEC 60332-3-23 Category B
IEC 60332-3-24 Category C
Acid gas emission : IEC 60754-1, IEC 60754-2
Smoke emission : IEC 61034-2
Non-oxic gases : Defence standard 02-713

APPLICATION

For installed into tray, conduit, underground duct trench or direct burial in ground which provide flame retardant, low smoke and non toxic emission under fire.

Number of core	Baht/m. (บาท/เมตร)			
	Nominal cross sectional area (mm²)			
	1.5	2.5	4	6
2	สนใจติดต่อฝ่ายขายหรือตัวแทนจำหน่าย			
3				
4				
5				
6				
7				
8				
9				
10				
11				
12				
13				
14				
15				
16				
17				
18				
19				
20				
21				
22				
23				
24				
25				
26				
27				
28				
29				
30				

FDLH-0.6/1KV-CCE-S

0.6/1 kV 90°C CROSS-LINKED POLYETHYLENE INSULATED POLYOLEFIN SHEATHED FLAME RETARDANT WITH LOW SMOKE AND ZERO HALOGEN SHIELDED CONTROL CABLE

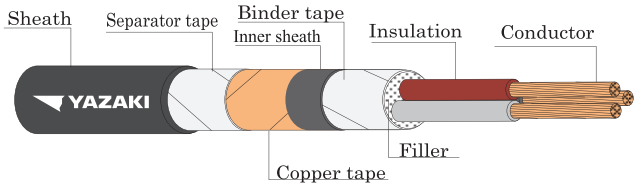

CABLE STRUCTURE

Conductor : Stranded annealed copper

Insulation : Cross-Linked polyethylene (XLPE)

Core identification

2 cores : Blue, Brown
3 cores : Brown, Black, Grey
4 cores : Blue, Brown, Black, Grey

More than 4 cores : White with marking numbers, colored black, printed continuously throungout the whole length of insulated wires for the propose of core identification

Inner Sheath : Black Low smoke and zero halogen flame retardant polyolefin (ST8)

Shield : Copper tape

Outer Sheath : Black Low smoke and zero halogen flame retardant polyolefin (ST8)

TECHNICAL DATA

Classification : Maximum conductor temperature 90°C
Circuit voltage not exceeding 1,200 Volts

Rated voltage : 600 Volts between Line to Earth
Rated voltage : 1000 Volts between Line to Line

Testing voltage : 3,500 Volts

Referance Strandard

Construction : IEC 60502-1, BS 6724
Flame retardant : IEC 60332-1-2
IEC 60332-3-22 Category A
IEC 60332-3-23 Category B
IEC 60332-3-24 Category C
Acid gas emission : IEC 60754-1, IEC 60754-2
Smoke emission : IEC 61034-2
Non-oxic gases : Defence standard 02-713

APPLICATION

For installed into tray, conduit, underground duct trench or direct burial in ground which provide flame retardant, low smoke and non toxic emission under fire.

Number of core	Baht/m. (บาท/เมตร)			
	Nominal cross sectional area (mm²)			
	1.5	2.5	4	6
2				
3				
4				
5				
6				
7				
8				
9				
10				
11				
12				
13				
14				
15				
16				
17				
18				
19				
20				
21				
22				
23				
24				
25				
26				
27				
28				
29				
30				

สนใจติดต่อฝ่ายขาย
หรือตัวแทนจำหน่าย

FS/FDLH-0.6/1KV-CE-AWA

0.6/1 kV 90°C MICA TAPE CROSS-LINKED POLYETHYLENE INSULATED POLYOLEFIN SHEATHED, WITH ALUMINIUM WIRE ARMORED FIRE RESISTANT FLAME RETARDANT, LOW SMOKE AND ZERO HALOGEN POWER CABLE

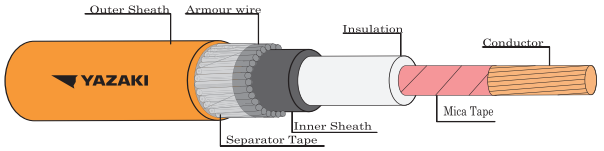

CABLE STRUCTURE

Conductor : Non-Compacted and compacted round annealed copper

Fire barier tape : Mica tape
Insulation : Cross-Linked polyethylene (XLPE)

Core identification
Single-core : Natural (Translucent)

Inner Sheath: Black Low smoke and zero halogen flame retardant polyelefin (ST8)

Armor : Aluminium wires

Outer Sheath : Orange Low smoke and zero halogen flame retardant polyelefin (ST8)

TECHNICAL DATA

Classification : Maximum concuctor temperature 90°C
: Circuit voltage not exceeding 1,200 volts

Rated voltage : 600 Volts between Line to Earth
Rated voltage : 1,000 Volts between Line to Line

Testing voltage : 3,500 Volts

Referance Strandard
Construction : IEC 60502-1
Circuit integrity : BS 6387 Category C,W,Z
Flame retardant : BS EN 60332-1-2
IEC 60332-3-22 Category A
IEC 60332-3-23 Category B
IEC 60332-3-24 Category C
Acid gas emission : IEC 60754-1, IEC 60754-2
Smoke emission : IEC 61034-2
Non-toxic gases : Defence standard 02-713

APPLICATION

For installation into conduit and surface wiring which provide flame retardant, low smoke & corrosive gases properties and maintain circuit integrity in case of fire.

Size(mm²)	Baht/m. (บาท/เมตร)
1.5	สนใจติดต่อฝ่ายขาย หรือตัวแทนจำหน่าย
2.5	
4	
6	
10	
16	
25	
35	
50	
70	
95	
120	
150	
185	
240	
300	
400	

FS/FDLH-0.6/1KV-CCE

0.6/1 kV 90°C MICA TAPE CROSS-LINKED POLYETHYLENE INSULATED POLYOLEFIN SHEATHED FIRE RESISTANT FLAME RETARDANT WITH LOW SMOKE AND ZERO HALOGEN CONTROL CABLE

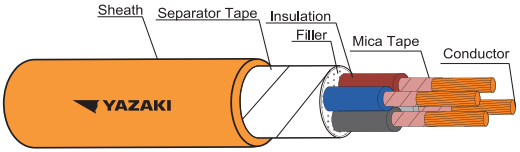

CABLE STRUCTURE

Conductor : Stranded annealed copper
Fire barrier tape : Mica tape
Insulation : Cross-Linked polyethylene (XLPE)
Core identification
2 cores : Blue, Brown
3 cores : Brown, Black, Grey
4 cores : Blue, Brown, Black, Grey

More than 4 cores : White with marking numbers, colored black, printed continuously throungout the whole length of insulated wires for the propose of core identification

Sheath : Orange Low smoke and zero halogen flame retardant polyolefin (ST8)

TECHNICAL DATA

Classification : Maximum concuctor temperature 90°C
: Circuit voltage not exceeding 1,200 volts

Rated voltage : 600 Volts between Line to Earth
Rated voltage : 1,000 Volts between Line to Line

Testing voltage : 3,500 Volts

Referance Strandard
Construction : IEC 60502-1
Circuit integrity : BS 6387 Category C,W,Z
Flame retardant : IEC 60332-1-2
IEC 60332-3-22 Category A
IEC 60332-3-23 Category B
IEC 60332-3-24 Category C
Acid gas emission : IEC 60754-1, IEC 60754-2
Smoke emission : IEC 61034-2
Non-toxic gases : Defence standard 02-713

APPLICATION

For installed into tray, conduit, underground duct trench or direct burial in ground which provide flame retardant, low smoke and non toxic emission under fire.

Number of core	Baht/m. (บาท/เมตร)			
	Nominal cross sectional area (mm²)			
	1.5	2.5	4	6
2	สนใจติดต่อฝ่ายขายหรือตัวแทนจำหน่าย			
3				
4				
5				
6				
7				
8				
9				
10				
11				
12				
13				
14				
15				
16				
17				
18				
19				
20				
21				
22				
23				
24				
25				
26				
27				
28				
29				
30				

FS/FDLH-0.6/1KV-CCE-S

0.6/1 kV 90°C MICA TAPE CROSS-LINKED POLYETHYLENE INSULATED POLYOLEFIN SHEATHED FIRE RESISTANT FLAME RETARDANT WITH LOW SMOKE AND ZERO HALOGEN SHIELDED CONTROL CABLE

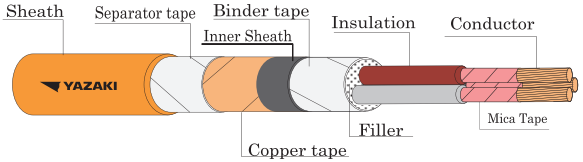

FLAME RETARDANT — LOW SMOKE ZERO HALOGEN — FIRE RESISTANT

CABLE STRUCTURE

Conductor : Stranded annealed copper
Fire barrier tape : Mica tape
Insulation : Cross-Linked polyethylene (XLPE)
Core identification
2 cores : Blue, Brown
3 cores : Brown, Black, Grey
4 cores : Blue, Brown, Black, Grey
More than 4 cores : White with marking numbers, colored black, printed continuously throungout the whole length of insulated wires for the propose of core identification
Inner Sheath : Black Low smoke and zero halogen flame retardant polyolefin (ST8)

Shield : Copper tape
Outer Sheath : Orange Low smoke and zero halogen flame retardant polyolefin (ST8)

TECHNICAL DATA

Classification : Maximum concuctor temperature 90°C
: Circuit voltage not exceeding 1,200 volts

Rated voltage : 600 Volts between Line to Earth
Rated voltage : 1,000 Volts between Line to Line

Testing voltage : 3,500 Volts

Referance Strandard
Construction : IEC 60502-1
Circuit integrity : BS 6387 Category C,W,Z
Flame retardant : IEC 60332-1-2
IEC 60332-3-22 Category A
IEC 60332-3-23 Category B
IEC 60332-3-24 Category C
Acid gas emission : IEC 60754-1, IEC 60754-2
Smoke emission : IEC 61034-2
Non-toxic gases : Defence standard 02-713

APPLICATION

For installation into conduit and surface wiring which provide flame retardant, low smoke & corrosive gases properties and maintain circuit integrity in case of fire.

Number of core	Baht/m. (บาท/เมตร)			
	Nominal cross sectional area (mm²)			
	1.5	2.5	4	6
2	สนใจติดต่อฝ่ายขายหรือตัวแทนจำหน่าย			
3				
4				
5				
6				
7				
8				
9				
10				
11				
12				
13				
14				
15				
16				
17				
18				
19				
20				
21				
22				
23				
24				
25				
26				
27				
28				
29				
30				

FS/FDLH-0.6/1KV-CCE-SLA

0.6/1 kV 90°C MICA TAPE CROSS-LINKED POLYETHYLENE INSULATED POLYOLEFIN SHEATHED FIRE RESISTANT FLAME RETARDANT WITH LOW SMOKE AND ZERO HALOGEN SHIELDED CONTROL CABLE

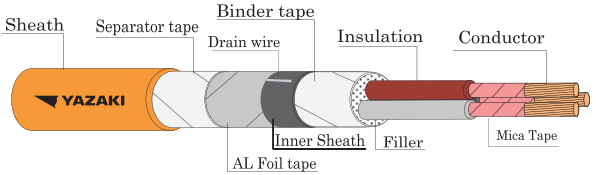

FLAME RETARDANT | LOW SMOKE ZERO HALOGEN | FIRE RESISTANT

CABLE STRUCTURE

Conductor : Stranded annealed copper
Fire barrier tape : Mica tape
Insulation : Cross-Linked polyethylene (XLPE)
Core identification
2 cores : Blue, Brown
3 cores : Brown, Black, Grey
4 cores : Blue, Brown, Black, Grey
More than 4 cores : White with marking numbers, colored black, printed continuously throungout the whole length of insulated wires for the propose of core identification
Inner Sheath : Black Low smoke and zero halogen flame retardant polyolefin (ST8)

Shield : Laminated aluminium bonded with polyester tape and drain wire

Outer Sheath : Orange Low smoke and zero halogen flame retardant polyolefin (ST8)

TECHNICAL DATA

Classification : Maximum concuctor temperature 90°C
: Circuit voltage not exceeding 1,200 volts

Rated voltage : 600 Volts between Line to Earth
Rated voltage : 1,000 Volts between Line to Line

Testing voltage : 3,500 Volts

Referance Strandard
Construction : IEC 60502-1
Circuit integrity : BS 6387 Category C,W,Z
Flame retardant : IEC 60332-1-2
IEC 60332-3-22 Category A
IEC 60332-3-23 Category B
IEC 60332-3-24 Category C
Acid gas emission : IEC 60754-1, IEC 60754-2
Smoke emission : IEC 61034-2
Non-toxic gases : Defence standard 02-713

APPLICATION

For installation into conduit and surface wiring which provide flame retardant, low smoke & corrosive gases properties and maintain circuit integrity in case of fire.

Number of core	Baht/m. (บาท/เมตร)	
	Nominal cross sectional area (mm²)	
	1.5	2.5
2	สนใจติดต่อฝ่ายขายหรือตัวแทนจำหน่าย	
3		
4		
5		
6		
7		
8		
9		
10		
11		
12		
13		
14		
15		
16		
17		
18		
19		
20		
21		
22		
23		
24		
25		
26		
27		
28		
29		
30		

NOTE

NOTE

Thai-Yazaki Electric Wire Co.,Ltd.

Head Office/Sale Office:

21st Floor, O-NES Tower, 6 Sukhumvit Soi 6,
Klongtoey Sub-District, Klongtoey District, Bangkok 10110
Tel: +66(0) 2653-2550 Ext: 145,165 Fax: +66(0) 2653-2613
Email: smb_marketing@th.yazaki.com

Factory:

283 Moo 1, Suksawad Road, Bangplakot, Phrasamut Chedi,
Samutprakarn, 10290
Tel: +66(0) 2463-0058

Website: https://www.thaiyazaki-electricwire.co.th/
Facebook: ThaiYazakiElectricWire

Website

Facebook